

REPORT PREPARED FOR:

PROJECT# 25015572

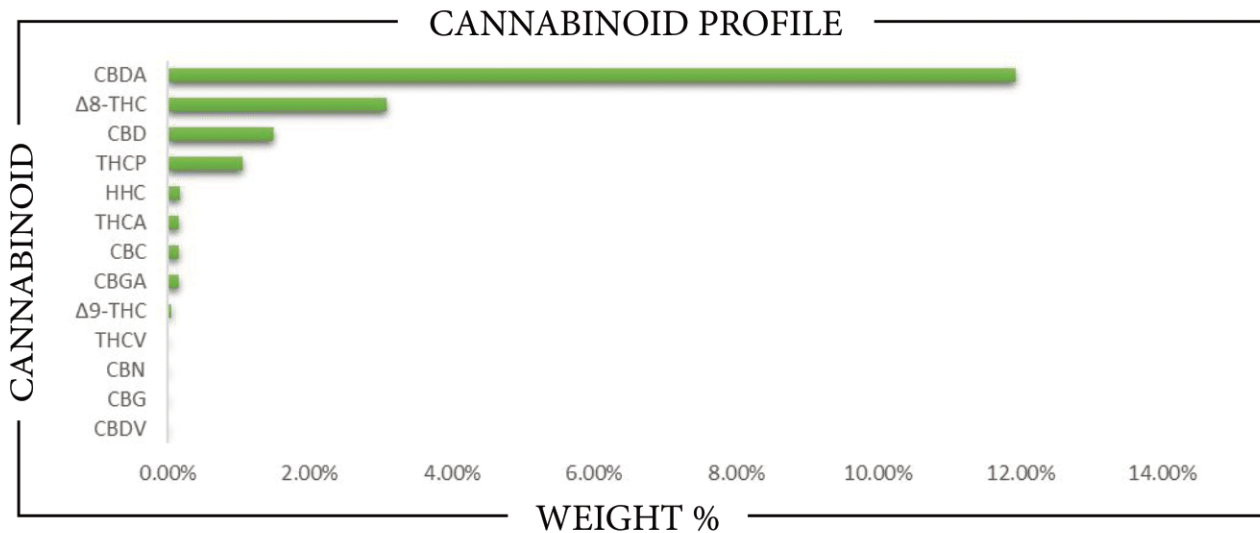
LAB ID 55039201

RECEIVED DATE 8/4/2025

REPORT DATE 8/20/2025

SAMPLE NAME: Sour Jack

| | | |
|--------------|-----------|--------------------|
| TOTAL Δ9-THC | TOTAL CBD | TOTAL CANNABINOIDS |
| 0.1790 % | 11.959 % | 18.220 % |



| CANNABINOID | WEIGHT % | MG/G |
|------------------|---------------|---------------|
| CBC | 0.1522 | 1.522 |
| CBD | 1.4939 | 14.939 |
| CBDA | 11.933 | 119.33 |
| CBDV | ND | ND |
| CBG | ND | ND |
| CBGA | 0.1449 | 1.449 |
| CBN | ND | ND |
| Δ8-THC | 3.0865 | 30.865 |
| Δ9-THC | 0.0429 | 0.429 |
| HHC | 0.1641 | 1.641 |
| THCA | 0.1552 | 1.552 |
| THCV | ND | ND |
| THCP | 1.0470 | 10.470 |
| Total CBD | 11.959 | 119.59 |
| Total CBG | 0.1271 | 1.271 |
| Total THC | 0.1790 | 1.790 |



| | | |
|---|------------------------|-------------------------|
| Analysis Method: TP-POT-05 By HPLC-VWD | Prepared By: TJS | Analyzed By: TJS |
| Total THC = (0.877 x THCA) + Δ9-THC | Prep Date: 8/5/2025 | Analysis Date: 8/5/2025 |
| Total CBD = (0.877 x CBDA) + CBD | Batch ID: AUG0525A-POT | |
| Total CBG = (0.877 x CBGA) + CBG | | |
| ND = Not Detected | | |



APPROVED BY:
JUSTIN HALL
LAB DIRECTOR

Justin Hall
SIGNATURE

8/20/2025
SIGNED ON

REPORT PREPARED FOR:

PROJECT# 25015572

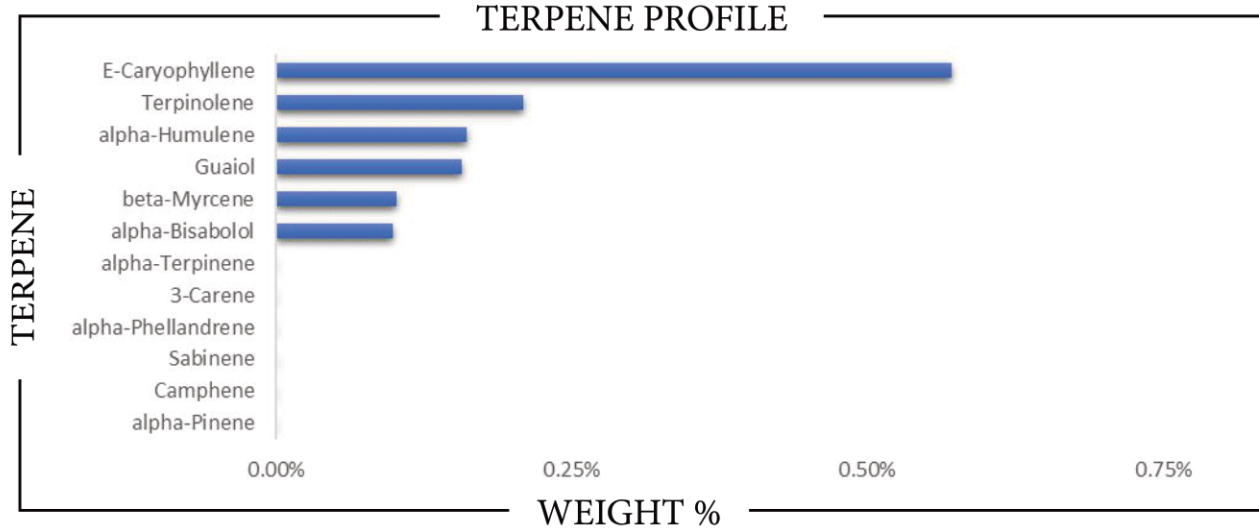
LAB ID 55039201

RECEIVED DATE 8/4/2025

REPORT DATE 8/20/2025

SAMPLE NAME: Sour Jack

TERPENES



| TERPENE | WEIGHT % | TERPENE | WEIGHT % | TERPENE | WEIGHT % |
|--------------------|----------|---------------------|----------|------------------|----------|
| alpha-Bisabolol | 0.099 | Caryophyllene oxide | ND | Limonene | ND |
| alpha-Cedrene | ND | Cedrol | ND | Linalool | ND |
| alpha-Humulene | 0.161 | Eucalyptol | ND | Nerol | ND |
| alpha-Phellandrene | ND | Farnesene | ND | Nerolidol | ND |
| alpha-Pinene | ND | Fenchone | ND | Ocimene | ND |
| alpha-Terpinene | ND | Fenchyl Alcohol | ND | Pulegone | ND |
| beta-Caryophyllene | 0.571 | gamma-Terpinene | ND | Sabinene | ND |
| beta-Myrcene | 0.101 | Geraniol | ND | Sabinene hydrate | ND |
| beta-Pinene | ND | Geranyl acetate | ND | Terpineol | ND |
| Borneol | ND | Guaiol | 0.157 | Terpinolene | 0.209 |
| Camphene | ND | Hexahydrothymol | ND | Valencene | ND |
| Camphor | ND | Isoborneol | ND | | |
| 3-Carene | ND | Isopulegol | ND | | |

Prepared By: RF Analyzed By: RF
 Prepared Date: 8/8/2025 Analyzed Date: 8/8/2025
 Analysis Batch: AUG0825A-TER
 Analyzed by method TP-TER-01 by HS-GCMS
 ND = Analyte not detected
 PPB = Parts per billion

APPROVED BY:
JUSTIN HALL
 LAB DIRECTOR

J. Hall
 SIGNATURE

8/20/2025
 SIGNED ON

REPORT PREPARED FOR: _____

PROJECT# 25015572

LAB ID 55039201

RECEIVED DATE 8/4/2025

REPORT DATE 8/20/2025

SAMPLE NAME: Sour Jack

PESTICIDES

PASS

| PESTICIDE | ACTION LEVEL (PPB) | SAMPLE LEVEL (PPB) | PESTICIDE | ACTION LEVEL (PPB) | SAMPLE LEVEL (PPB) |
|-----------------------------|--------------------|--------------------|-------------------------|--------------------|--------------------|
| Acephate | 100 | ND | Imidacloprid | 5000 | ND |
| Acequinocyl | 100 | ND | Kresoxim methyl | 100 | ND |
| Acetamiprid | 100 | ND | Malathion | 500 | ND |
| Aldicarb | LOD | ND | Metalaxyl | 100 | ND |
| Avermectin B1a ¹ | 100 | ND | Methiocarb | LOD | ND |
| Avermectin B1b ¹ | 100 | ND | Methomyl | 1000 | ND |
| Azoxystrobin | 100 | ND | Methyl-Parathion | LOD | ND |
| Bifenazate | 100 | ND | Mevinphos | LOD | ND |
| Bifenthrin | 3000 | ND | Myclobutanil | 100 | ND |
| Boscalid | 100 | ND | Oxamyl | 500 | ND |
| Captan | 100 | ND | Paclobutrazol | LOD | ND |
| Carbaryl | 500 | ND | Pentachloronitrobenzene | LOD | ND |
| Carbofuran | LOD | ND | Permethrin I | 500 | ND |
| Chlorantraniliprole | 10000 | ND | Phosmet | 100 | ND |
| Chlordane | 100 | ND | Piperonyl butoxide | 3000 | ND |
| Chlorfenapyr | LOD | ND | Prallethrin | 100 | ND |
| Chloromequat chloride | LOD | ND | Propicanazole | 100 | ND |
| Chlorpyrifos | LOD | ND | Propoxur | LOD | ND |
| Clofentezine | 100 | ND | Pyrethrin I | 500 | ND |
| Coumaphos | LOD | ND | Pyrethrin II | 500 | ND |
| Cyfluthrin | 2000 | ND | Pyridaben | 100 | ND |
| Cypermethrin | 1000 | ND | Spinetoram J | 100 | ND |
| Daminozide | LOD | ND | Spinetoram L | 100 | ND |
| Diazinon | 100 | ND | Spinosyn A ² | 100 | ND |
| Dibrom (Naled) | 100 | ND | Spinosyn D ² | 100 | ND |
| Dichlorvos | LOD | ND | Spiromesifen | 100 | ND |
| Dimethoate | LOD | ND | Spirotetramat | 100 | ND |
| Dimethomorph I | 2000 | ND | Spiroxamine | LOD | ND |
| Dimethomorph II | 2000 | ND | Tebuconazole | 100 | ND |
| Ethoprophos | LOD | ND | Thiacloprid | LOD | ND |
| Etofenprox | LOD | ND | Thiamethoxam | 5000 | ND |
| Etoazole | 100 | ND | Trifloxystrobin | 100 | ND |
| Fenhexamid | 100 | ND | | | |
| Fenoxycarb | LOD | ND | | | |
| Fenpyroximate | 100 | ND | | | |
| Fipronil | LOD | ND | | | |
| Fonicamid | 100 | ND | | | |
| Fludionil | 100 | ND | | | |
| Hexythiazox | 100 | ND | | | |
| Imazalil | LOD | ND | | | |

Prepared By: RF Analyzed By: RF
 Prepared Date: 8/11/2025 Analyzed Date: 8/11/2025
 Analysis Batch: AUG1125A-PES
 Analyzed by method TP-PES-01 on HPLC/MS/MS or GC/MS
 ND = Analyte not detected
 PPB = Parts per billion
¹Abamectin is a mixture of Avermectin B1a and Avermectin B1b
²Spinosad is a mixture of isomers Spinosyn A and Spinosyn D

APPROVED BY:
JUSTIN HALL
 LAB DIRECTOR


 SIGNATURE

8/20/2025
 SIGNED ON

REPORT PREPARED FOR:

 PROJECT# 25015572
 LAB ID 55039201
 RECEIVED DATE 8/4/2025
 REPORT DATE 8/20/2025

SAMPLE NAME: Sour Jack

RESIDUAL SOLVENTS

PASS

| CATEGORY I | PPM | CATEGORY II | PPM |
|--------------------|-----|------------------|-----|
| Ethylene Oxide | ND | Propane | ND |
| Methylene Chloride | ND | Butane/Isobutane | ND |
| Benzene | ND | Pentane | ND |
| 1,2-Dichloroethane | ND | Acetone | ND |
| Chloroform | ND | Acetonitrile | ND |
| Trichloroethylene | ND | Hexane | ND |
| | | Ethyl Acetate | ND |
| | | Heptane | ND |
| | | Methanol | ND |
| | | Diethyl Ether | ND |
| | | Ethanol | ND |
| | | Isopropanol | ND |
| | | Toluene | ND |
| | | m+p Xylene | ND |
| | | o-Xylene | ND |

Prepared By: BRB
 Date Prepared: 8/12/2025
 Analyzed By: BRB
 Analysis Date: 8/12/2025
 Analysis Batch: AUG1225A-SOL
 Analysis method: TP-SOL-01 by HS-GC/MS
 No Category I solvent may be present to pass
 ND = Not detected
 PPM = Parts per million

METALS

PASS

| METALS FDA - CATEGORY I | ACTION LEVEL (PPM) | SAMPLE LEVEL (PPM) |
|----------------------------|-----------------------|-----------------------|
| Arsenic (As) | 1.5 | ND |
| Cadmium (Cd) | 0.5 | ND |
| Lead (Pb) | 0.5 | ND |
| Mercury (Hg) | 3.0 | ND |

Prepared By: HB
 Date Prepared: 8/19/2025
 Analyzed By: HB
 Analysis Date: 8/19/2025

Analyzed by EPA method 6020A via ICP-OES or ICP-MS
 ND = Not detected
 PPM = Parts per million

APPROVED BY:
JUSTIN HALL
 LAB DIRECTOR


 SIGNATURE

8/20/2025
 SIGNED ON

REPORT PREPARED FOR:

PROJECT# 25015572
 LAB ID 55039201
 RECEIVED DATE 8/4/2025
 REPORT DATE 8/20/2025

SAMPLE NAME: Sour Jack

MYCOTOXINS

PASS

| MYCOTOXIN | ACTION LEVEL (PPB) | SAMPLE LEVEL (PPB) |
|--------------|-----------------------|--------------------|
| Aflatoxin B1 | | ND |
| Aflatoxin B2 | Sum of all aflatoxins | ND |
| Aflatoxin G1 | not to exceed 20 PPB | ND |
| Aflatoxin G2 | | ND |
| Ochratoxin | 20 | ND |

Prepared By: RF
 Date Prepared: 8/11/2025
 Analyzed By: RF
 Analysis Date: 8/11/2025
 Analysis Batch: AUG1125A-MYC
 Analyzed by TP-MYC-01 on HPLC/MS/MS
 ND = Not detected
 PPB = Parts per billion

MICROBIALS

PASS

| | ACTION LEVEL (CFU/G) | SAMPLE LEVEL (CFU/G) |
|--------------------|----------------------|----------------------|
| Total Coliform | | 900 |
| E. Coli | Presence | ND |
| Yeast & Mold | | 200 |
| Enterobacteriaceae | | 760 |
| Salmonella | Presence | ND |
| Total Count | | ND |

Prepared By: PS
 Date Prepared: 8/6/2025
 Analyzed By: PS
 Analysis Date: 8/8/2025
 Analyzed by COMPACTDRY method.
 ND = Not detected
 CFU/G = Colony forming units per gram

APPROVED BY:
JUSTIN HALL
 LAB DIRECTOR

J. Hall
 SIGNATURE

8/20/2025
 SIGNED ON

REPORT PREPARED FOR:

PROJECT# 25015572
LAB ID 55039201
RECEIVED DATE 8/4/2025
REPORT DATE 8/20/2025


SAMPLE NAME: Sour Jack

MOISTURE

| | % Moisture |
|-------------------|------------|
| Moisture Content: | 8.66 |

Prepared By: BRB
Date Prepared: 8/4/2025
Analyzed By: BRB
Analysis Date 8/4/2025

APPROVED BY:
JUSTIN HALL
LAB DIRECTOR

| | |
|---|-----------|
|  | 8/20/2025 |
| SIGNATURE | SIGNED ON |

SAMPLE DETAILS

SAMPLE NAME: THCP #2

Flower, Inhalable

CULTIVATOR / MANUFACTURER

Business Name:

License Number:

Address:

DISTRIBUTOR / TESTED FOR

Business Name:

License Number:

Address:

SAMPLE DETAIL

Batch Number:

Sample ID: 250910M066

Date Collected: 09/10/2025

Date Received: 09/10/2025

Batch Size:

Sample Size: 1.0 gram

Unit Mass:

Serving Size:



SAFETY ANALYSIS - SUMMARY


Water Activity:  PASS


For quality assurance purposes. Not a Regulatory Hemp Lab Test Report. These results relate only to the sample included on this report. This report shall not be reproduced, except in full, without written approval of the laboratory.

Sample Certification: California Code of Regulations Title 4 Division 19. Department of Cannabis Control Business and Professions Code. Reference: Sections 26100, 26104 and 26110, Business and Professions Code.

Decision Rule: Statements of conformity (e.g. Pass/Fail) to specifications are made in this report without taking measurement uncertainty into account. Where statements of conformity are made in this report, the following decision rules are applied: PASS - Results within limits/specifications, FAIL - Results exceed limits/specifications.

References: limit of detection (LOD), limit of quantification (LOQ), not detected (ND), not tested (NT), $\mu\text{g/g}$ = ppm, $\mu\text{g/kg}$ = ppb


LQC verified by: Carmen Stackhouse
Job Title: Senior Laboratory Analyst
Date: 09/13/2025


Approved by: Josh Wurzer
Job Title: Chief Compliance Officer
Date: 09/13/2025



Water Activity Analysis

WATER ACTIVITY TEST RESULTS - 09/13/2025 ✔ PASS

Method: QSP 1227 - Analysis of Water Activity in Cannabis and Cannabis Products

| COMPOUND | LOD/LOQ (Aw) | ACTION LIMIT (Aw) | MEASUREMENT UNCERTAINTY (Aw) | RESULT (Aw) | RESULT |
|----------------|--------------|-------------------|------------------------------|-------------|--------|
| Water Activity | 0.030 / 0.15 | 0.65 | ±0.003 | 0.48 | PASS |